



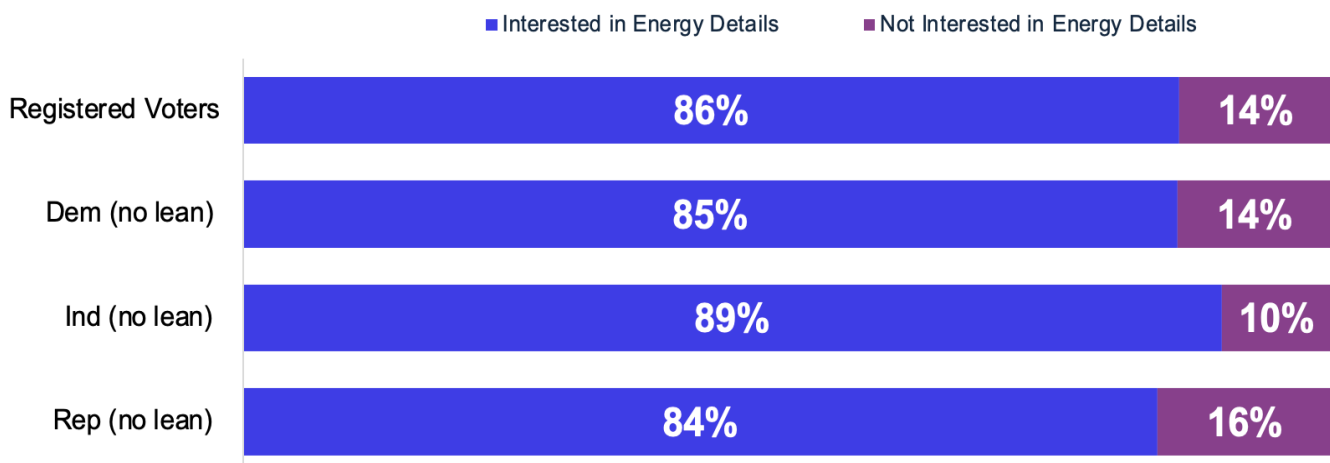
TO: The American Petroleum Institute (API)
FR: Morning Consult
DT: October 2024
RE: MI Voters' Views on Energy Policy Issues

KEY FINDINGS

Michigan voters would like to hear more details about Presidential candidates' positions on energy policy issues.

- Nine-in-ten independents (89%) in Michigan are interested in hearing more details on the Presidential candidates' platforms on energy policy issues.

To what level of detail would you like the Presidential candidates to discuss their position on energy issues?



Inflation concerns and financial strain remain high, and voters in Michigan see a role for domestic natural gas and oil production in helping consumers and small businesses.

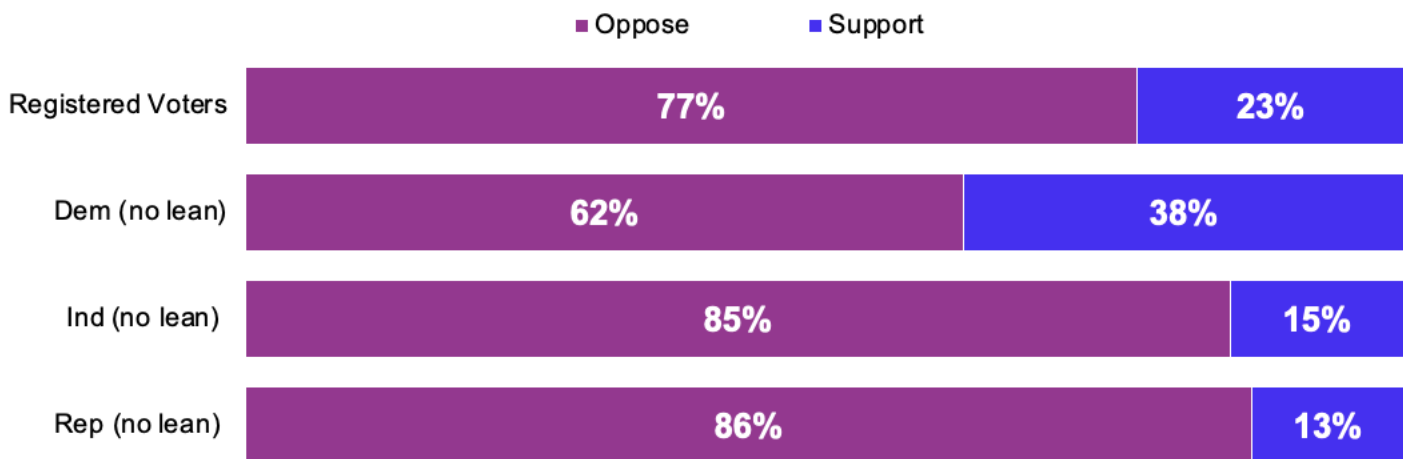
- Nine-in-ten independents (91%) are concerned about inflation.
- Michigan voters experience financial strain or notice other Americans experiencing financial strain due to the price of day-to-day necessities (86%).
- Nearly four-in-five independent voters (78%) think producing more natural gas and oil in the U.S. could help lower energy and utility costs for consumers and small businesses.

Methodology: This poll was conducted between September 20-23, 2024, among a sample of 600 Registered Voters in Michigan. The interviews were conducted online, and the data were weighted to approximate a target sample of Registered Voters by State of Residency based on race, educational attainment, marital status, home ownership, 2020 presidential vote, and gender by age. Results from the full survey have a margin of error of plus or minus 4 percentage points.

Voters in Michigan oppose government mandates, and support policies that encourage American energy production, streamline energy infrastructure building, and strengthen the nation’s energy security.

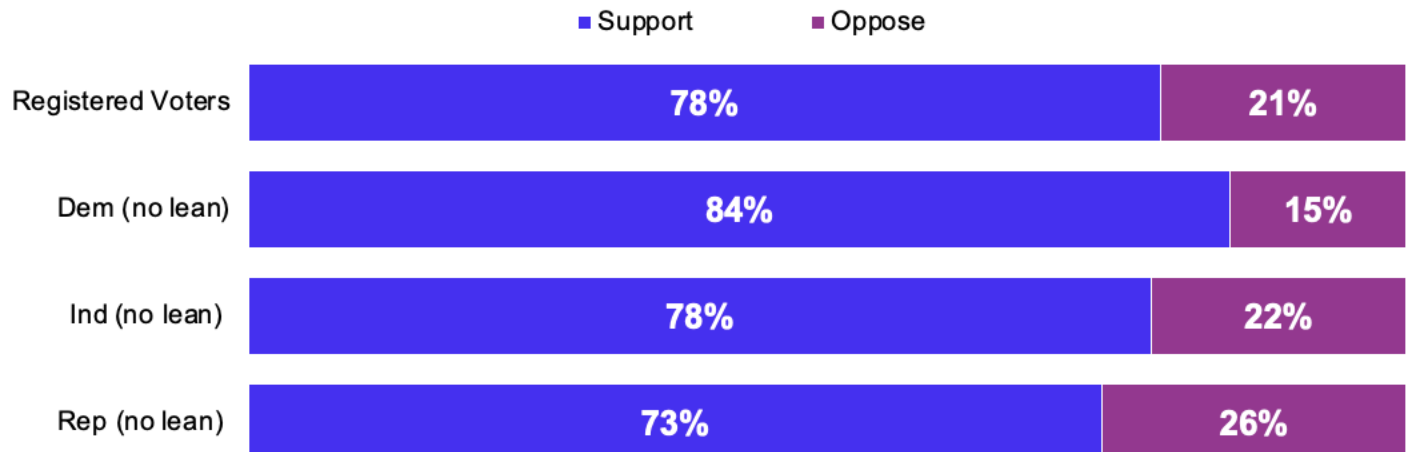
- More than four-in-five independents (85%) oppose government mandates that would ban gas stoves, gas furnaces, or new gasoline, diesel and hybrid vehicles.

Do you support or oppose government mandates that would ban gas stoves, gas furnaces or new gasoline, diesel and hybrid vehicles?



- Four-in-five Michigan voters (78%) support permitting reform to streamline the federal government’s approval process for energy infrastructure in the United States.

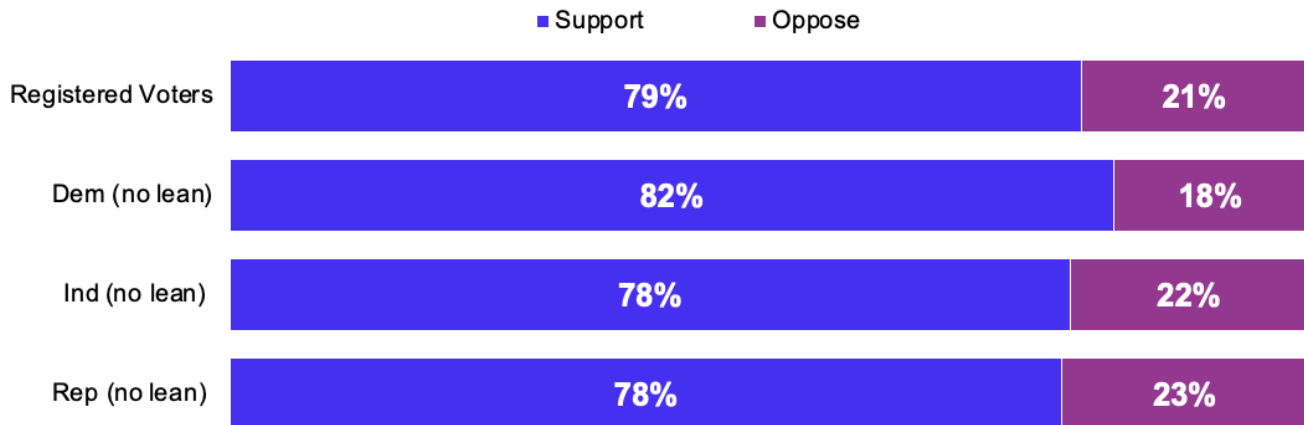
Do you support or oppose permitting reform which would streamline and speed up the federal government's years long process for approving energy infrastructure projects here in America?



Methodology: This poll was conducted between September 20-23, 2024, among a sample of 600 Registered Voters in Michigan. The interviews were conducted online, and the data were weighted to approximate a target sample of Registered Voters by State of Residency based on race, educational attainment, marital status, home ownership, 2020 presidential vote, and gender by age. Results from the full survey have a margin of error of plus or minus 4 percentage points.

- Four-in-five Michigan voters (79%) support a federal tax policy that encourages American energy production and strengthens the nation’s energy security.

Do you support or oppose a federal tax policy that encourages American energy production and strengthens the country’s economic and energy security?



A bipartisan majority of voters in Michigan agree producing natural gas and oil in the United States promotes energy independence and improves national security

- 86% of Michigan voters support increasing the domestic production of natural gas and oil to help limit U.S. reliance on other countries for energy sources. Support for increasing domestic sources of oil and natural gas is high among independents (83%).
- Nine-in-ten Michigan voters (89%) agree producing oil and natural gas here in America makes the country more secure against actions by countries such as China and Russia.
- Across party, Michigan voters agree domestic production of oil and natural gas improves U.S. national security.

Methodology: This poll was conducted between September 20-23, 2024, among a sample of 600 Registered Voters in Michigan. The interviews were conducted online, and the data were weighted to approximate a target sample of Registered Voters by State of Residency based on race, educational attainment, marital status, home ownership, 2020 presidential vote, and gender by age. Results from the full survey have a margin of error of plus or minus 4 percentage points.